

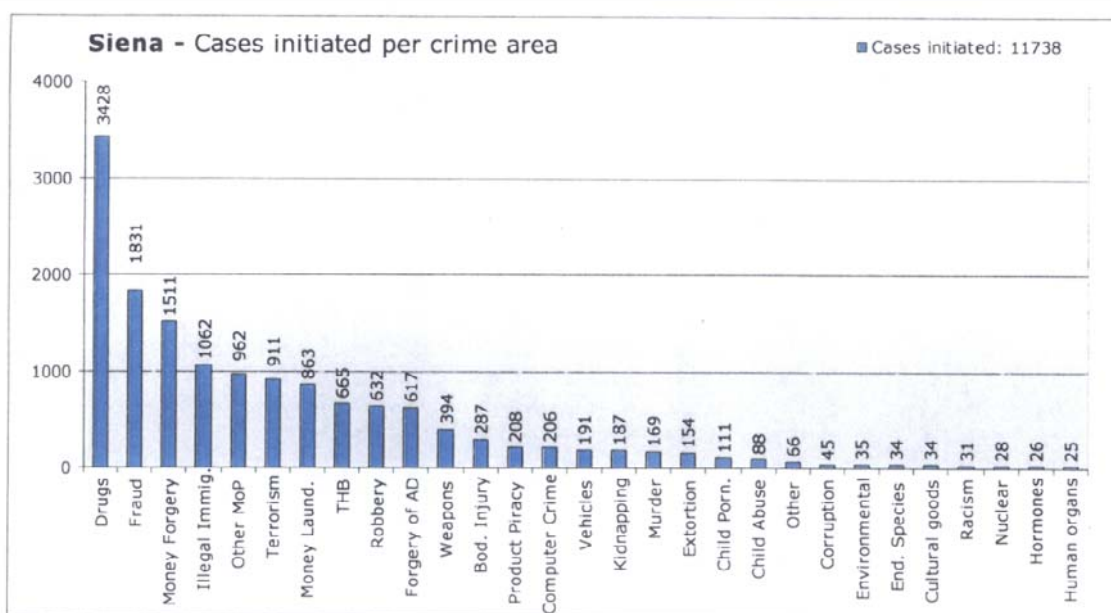
7. Statistiche

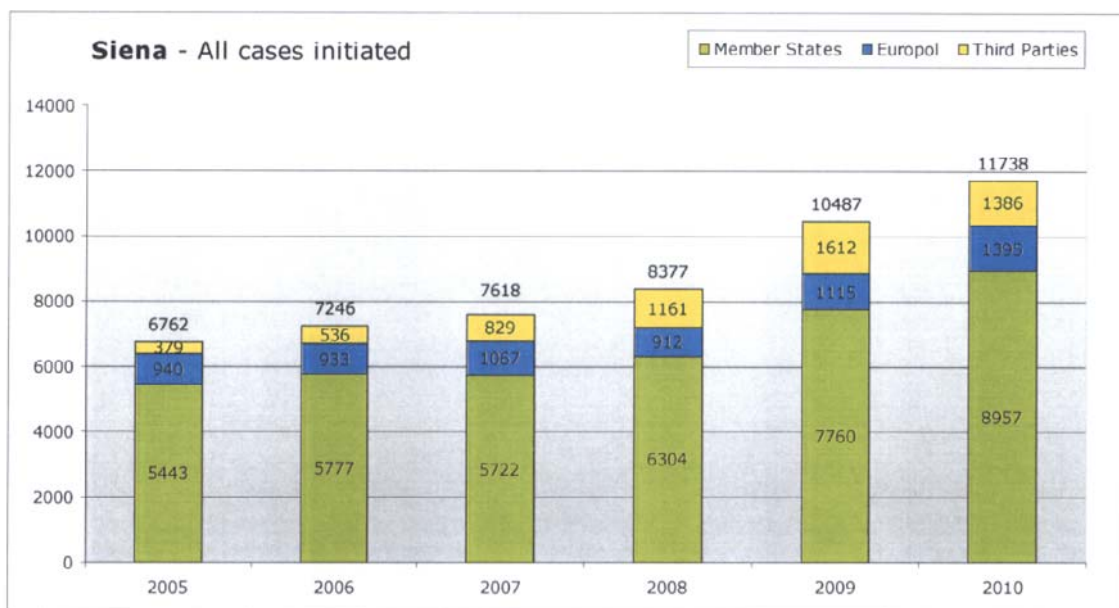
In questo paragrafo si riportano le statistiche relative allo scambio informativo, mediante l'utilizzo dell'applicazione SIENA, intercorso tra l'Italia e gli altri Stati membri, attraverso l'Unità Nazionale Europol e i suoi Ufficiali di Collegamento distaccati a L'Aja. Viene evidenziata, inoltre, la quantità dei dati inseriti nella banca dati EIS, la cui alimentazione è possibile, come sottolineato in precedenza, solo grazie ai contributi che le Forze di Polizia inviano all'Unità Nazionale, sulla base dei dati e delle informazioni emersi nel corso delle attività di indagine.

Infine, sono riportati i dati statistici relativi alle assunzioni del personale di Europol nel 2010, cioè il numero dei candidati che hanno partecipato ai concorsi banditi dall'Ufficio Europeo di Polizia e di coloro che sono stati selezionati, distinti per nazionalità.

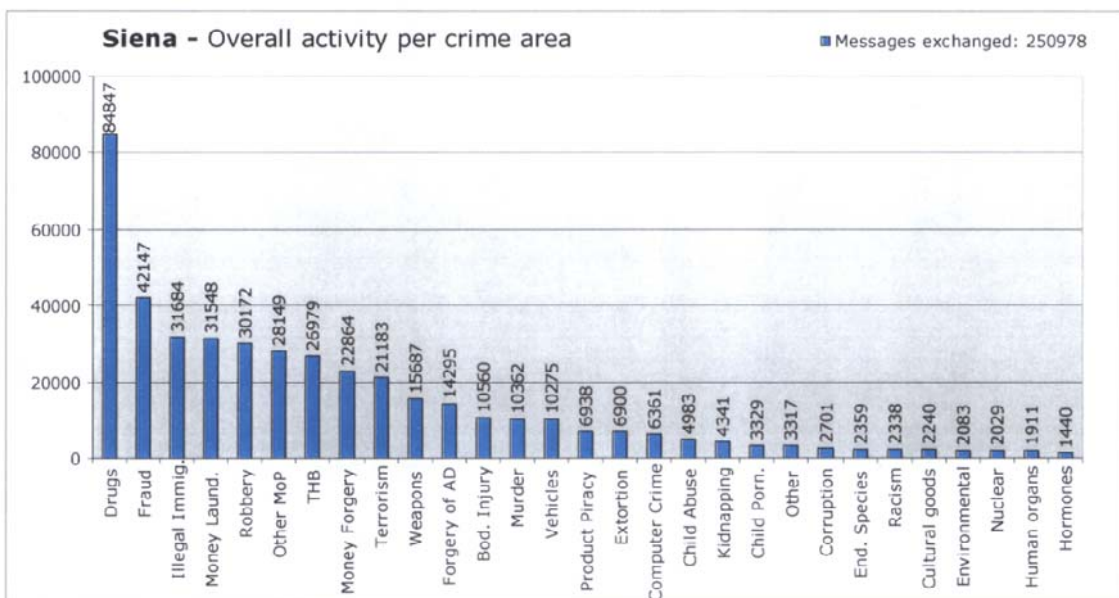
SIENA

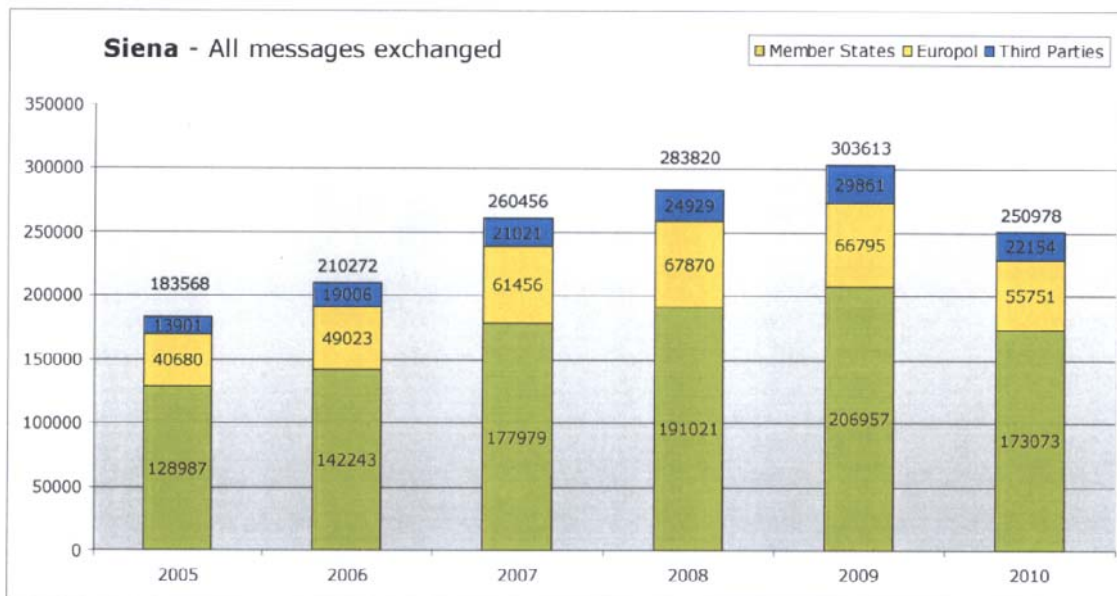
1. Casi iniziati attraverso SIENA



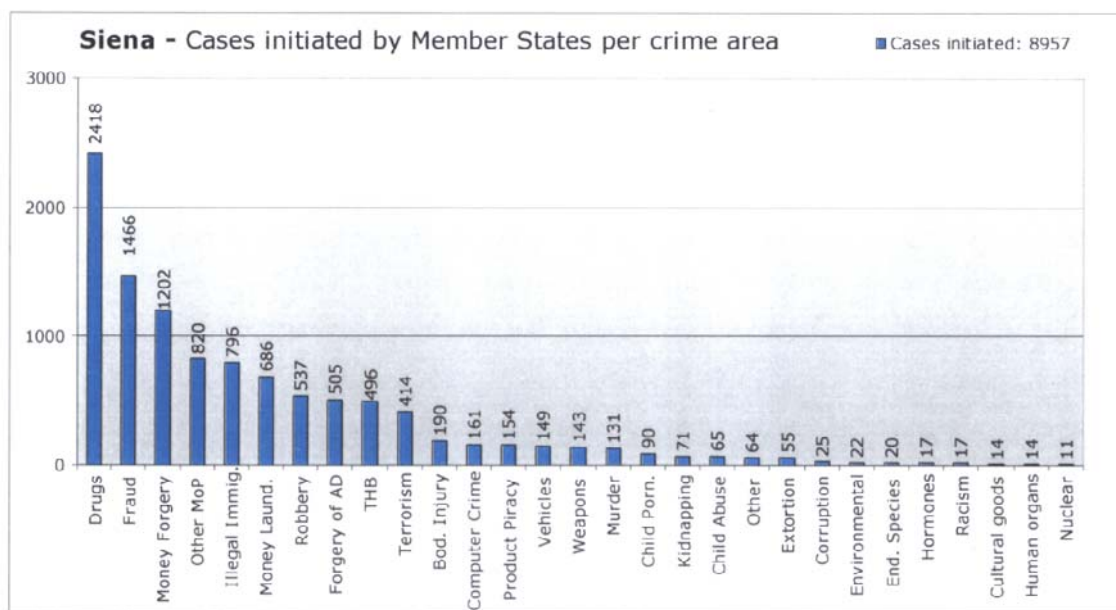


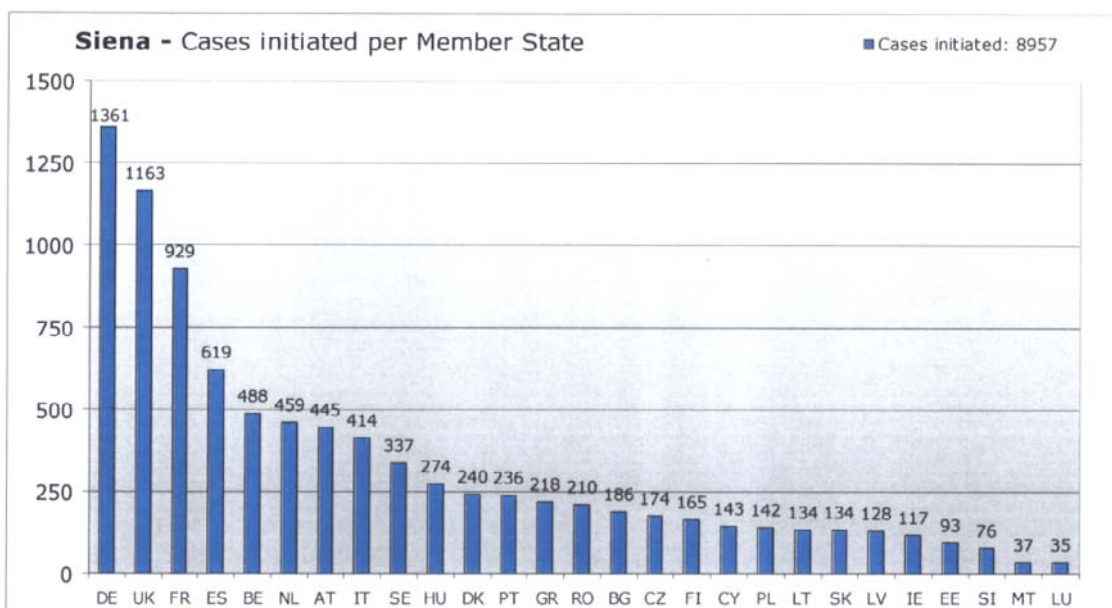
2. Messaggi scambiati attraverso SIENA



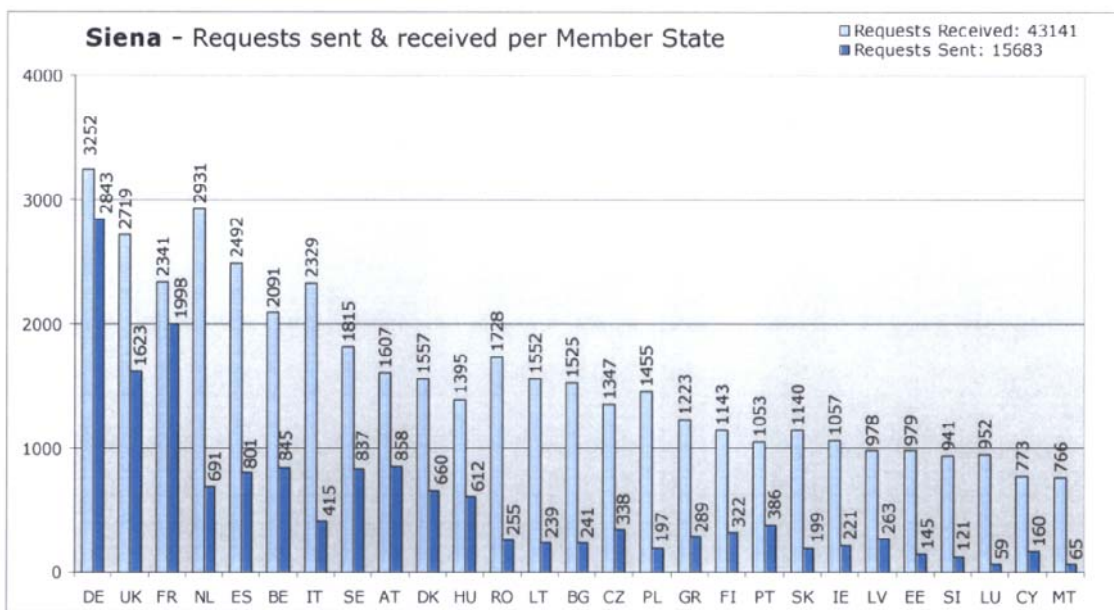
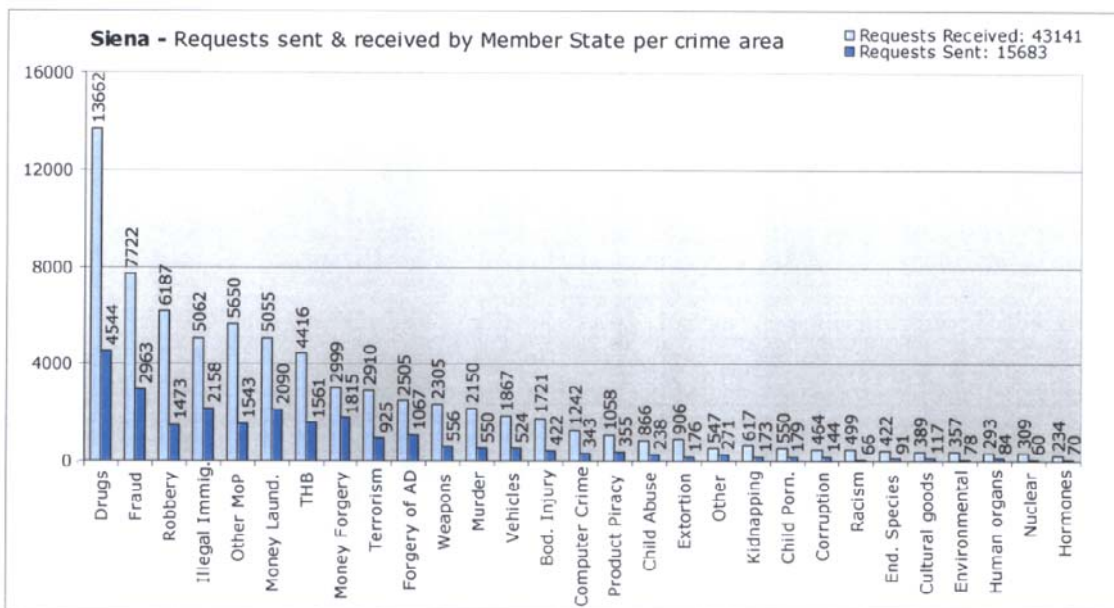


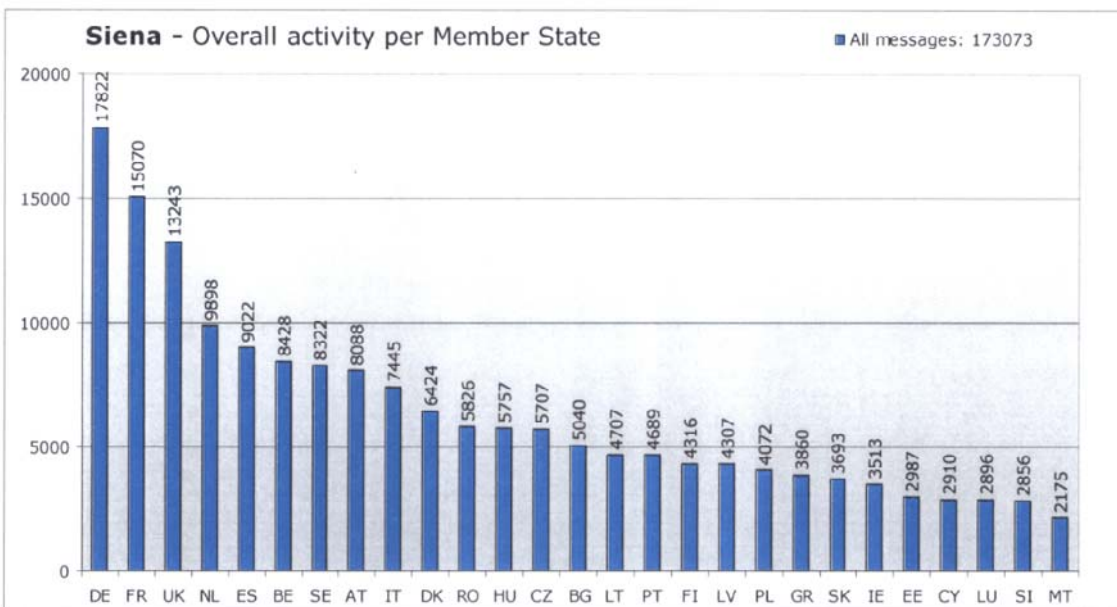
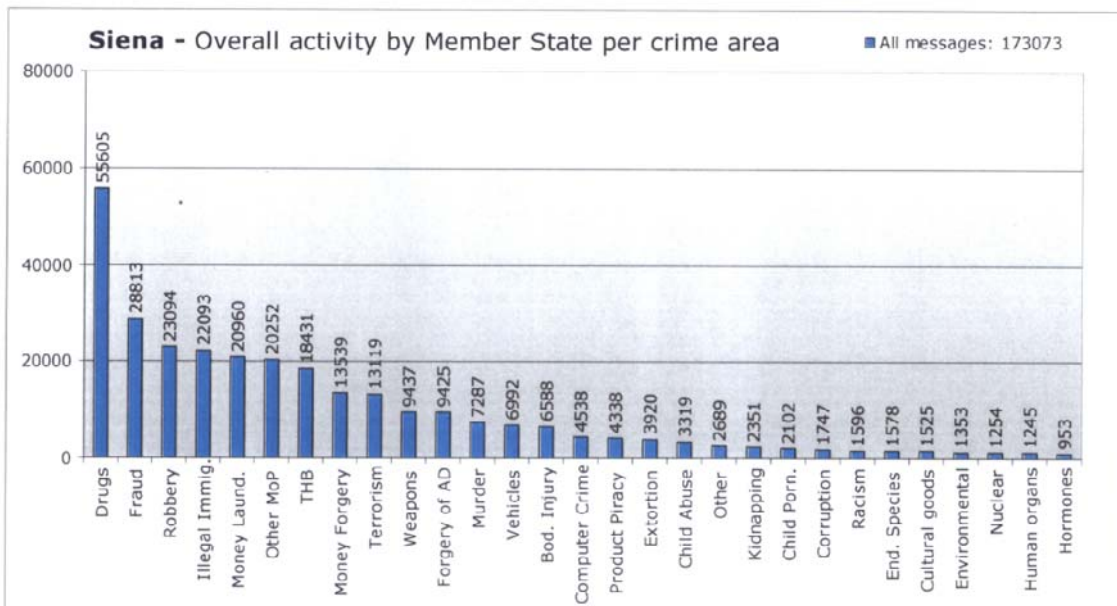
3. Lo scambio informativo riferito agli Stati membri





	2005	2006	2007	2008	2009	2010					
Germany	917	Belgium	928	France	678	France	826	United Kingdom	980	Germany	1361
France	744	France	699	United Kingdom	568	United Kingdom	750	Germany	973	United Kingdom	1163
Austria	479	Germany	631	Germany	562	Germany	661	France	947	France	929
United Kingdom	466	United Kingdom	400	Austria	500	Austria	514	Austria	528	Spain	619
Belgium	359	Austria	382	Belgium	351	Spain	361	Spain	480	Belgium	488
Spain	334	Spain	381	Spain	350	Hungary	343	Belgium	372	The Netherlands	459
Portugal	273	The Netherlands	316	Hungary	337	Sweden	272	The Netherlands	310	Austria	445
The Netherlands	243	Portugal	257	The Netherlands	287	The Netherlands	265	Sweden	308	Italy	414
Denmark	242	Denmark	232	Sweden	270	Belgium	261	Hungary	292	Sweden	337
Italy	194	Sweden	222	Portugal	266	Romania	236	Italy	268	Hungary	274
Sweden	170	Hungary	201	Cyprus	196	Portugal	216	Denmark	250	Denmark	240
Hungary	135	Lithuania	143	Denmark	164	Greece	195	Portugal	239	Portugal	236
Lithuania	119	Cyprus	142	Greece	159	Denmark	192	Ireland	194	Greece	218
Greece	109	Italy	125	Italy	139	Cyprus	191	Greece	179	Romania	210
Finland	98	Greece	116	Lithuania	139	Italy	146	Romania	176	Bulgaria	186
Czech Republic	88	Czech Republic	96	Romania	103	Ireland	136	Finland	168	Czech Republic	174
Slovak Republic	87	Finland	89	Finland	88	Finland	126	Lithuania	153	Finland	165
Poland	85	Ireland	77	Poland	87	Lithuania	122	Bulgaria	148	Cyprus	143
Cyprus	78	Poland	73	Slovenia	85	Czech Republic	80	Cyprus	145	Poland	142
Slovenia	77	Slovak Republic	63	Czech Republic	70	Slovenia	76	Slovak Republic	129	Lithuania	134
Ireland	51	Estonia	54	Bulgaria	69	Poland	69	Czech Republic	126	Slovak Republic	134
Estonia	31	Slovenia	51	Ireland	69	Bulgaria	68	Poland	113	Latvia	128
Latvia	28	Latvia	46	Estonia	50	Estonia	52	Latvia	75	Ireland	117
Malta	24	Malta	39	Slovak Republic	47	Latvia	50	Slovenia	71	Estonia	93
Luxembourg	12	Luxembourg	14	Latvia	41	Slovak Republic	50	Estonia	66	Slovenia	76
				Malta	25	Luxembourg	26	Malta	46	Malta	37
				Luxembourg	22	Malta	20	Luxembourg	24	Luxembourg	35
Total	5443	Total	5777	Total	5722	Total	6304	Total	7760	Total	8957

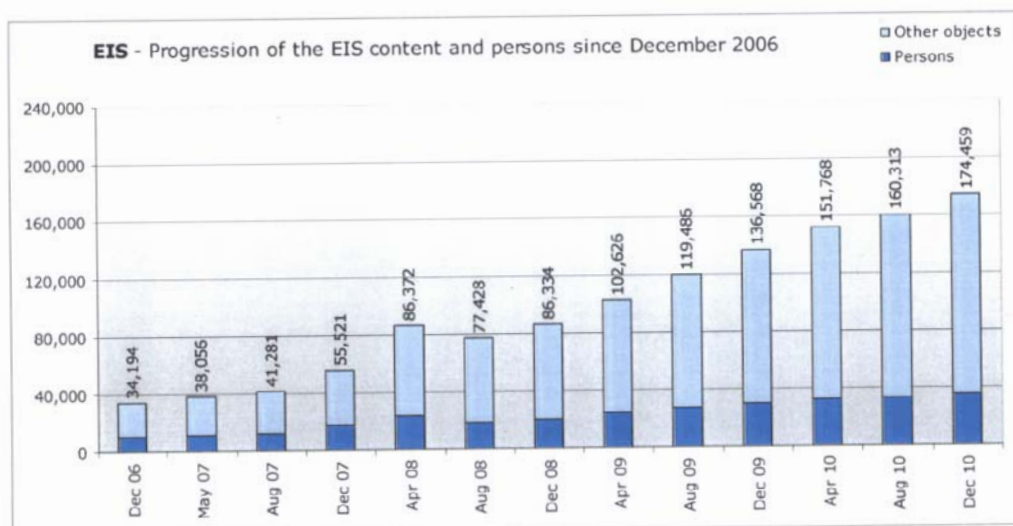


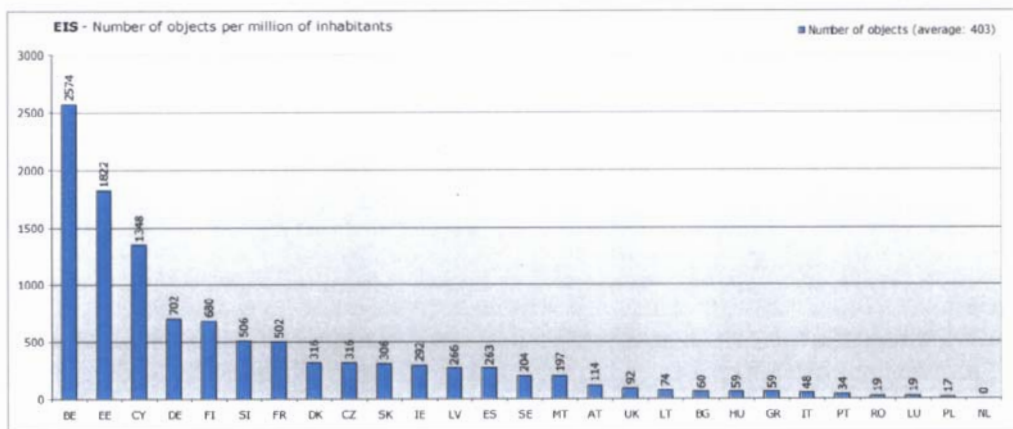
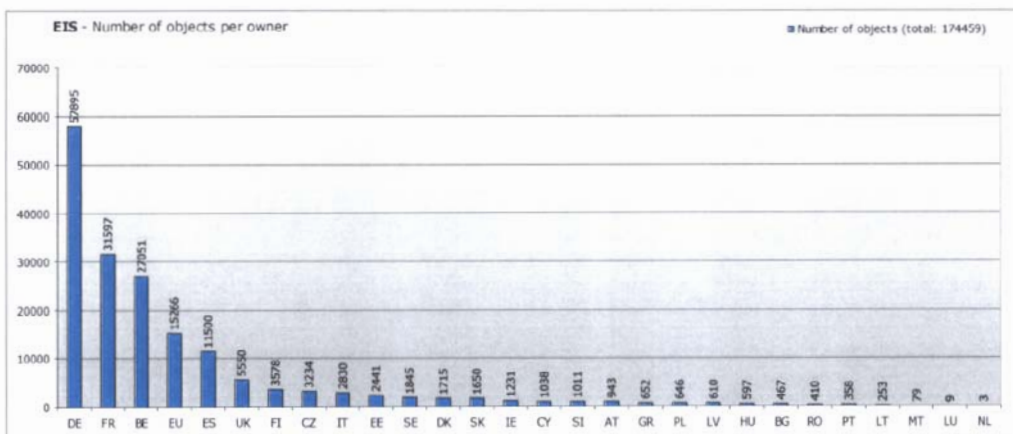
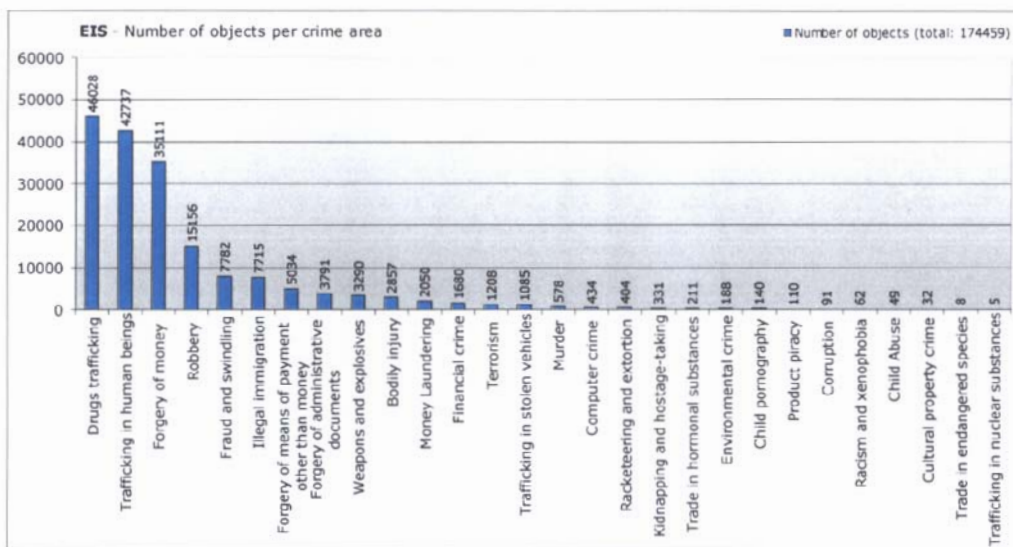


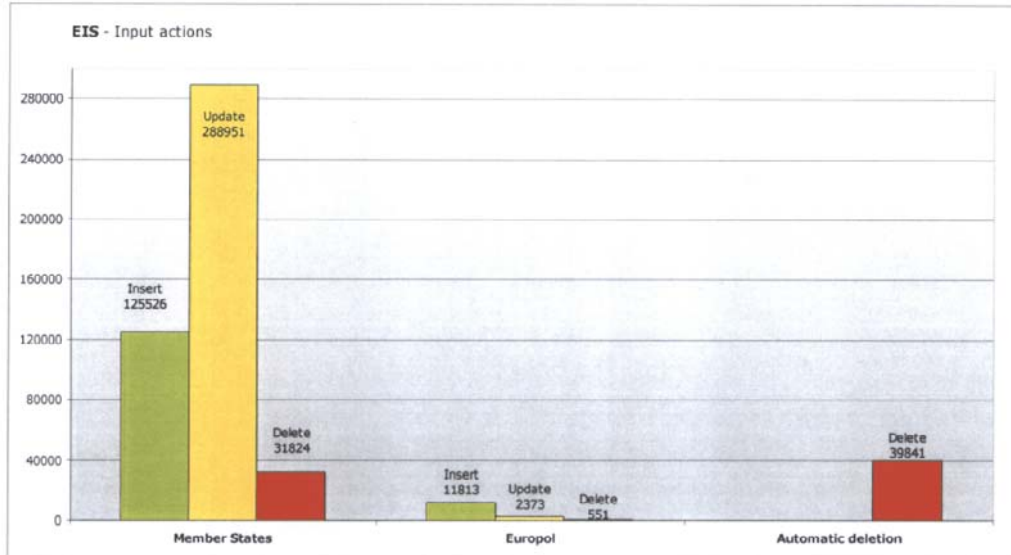
2006		2007		2008		2009		2010	
Germany	14542	France	17621	France	17890	Germany	20507	Germany	17822
France	12528	Germany	16797	Germany	17884	France	18270	France	15070
United King	9947	United King.	12362	United King.	15274	United King.	15882	United King.	13243
Spain	9260	The Netherl.	10197	The Netherl.	11008	The Netherl.	12643	The Netherl.	9898
The Netherl.	8911	Spain	9724	Spain	9980	Belgium	11134	Spain	9022
Belgium	8780	Sweden	9233	Cyprus	9520	Austria	10808	Belgium	8428
Sweden	7525	Belgium	8891	Sweden	9369	Spain	10055	Sweden	8322
Denmark	6212	Austria	8046	Belgium	9159	Sweden	9352	Austria	8088
Austria	6139	Cyprus	7523	Austria	7885	Italy	8098	Italy	7445
Lithuania	5683	Italy	6247	Italy	7148	Denmark	7369	Denmark	6424
Italy	5534	Lithuania	6146	Denmark	6852	Hungary	6710	Romania	5826
Cyprus	5052	Denmark	5743	Hungary	5875	Latvia	6112	Hungary	5757
Greece	4645	Hungary	5576	Greece	5852	Lithuania	6053	Czech Rep.	5707
Czech Rep.	4612	Portugal	5569	Lithuania	5387	Czech Rep.	5742	Bulgaria	5040
Hungary	4064	Czech Rep.	4906	Romania	5374	Cyprus	5500	Lithuania	4707
Slovak Rep.	4040	Greece	4863	Czech Rep.	5305	Finland	5340	Portugal	4689
Portugal	3750	Romania	4744	Ireland	4798	Slovak Rep.	5282	Finland	4316
Finland	3644	Slovenia	4483	Portugal	4445	Poland	5221	Latvia	4307
Slovenia	3221	Finland	4392	Latvia	4243	Romania	5196	Poland	4072
Poland	2659	Poland	3659	Poland	4238	Portugal	5145	Greece	3860
Latvia	2616	Ireland	3650	Finland	4218	Greece	5061	Slovak Rep.	3693
Estonia	2480	Bulgaria	3395	Bulgaria	3982	Bulgaria	4850	Ireland	3513
Ireland	2395	Slovak Rep.	3320	Slovak Rep.	3814	Ireland	4433	Estonia	2987
Malta	2213	Latvia	3096	Slovenia	3671	Estonia	3869	Cyprus	2910
Luxemb.	1791	Estonia	2948	Estonia	3416	Malta	2841	Luxembourg	2896
		Luxemb.	2428	Luxemb.	2244	Slovenia	2803	Slovenia	2856
		Malta	2420	Malta	2190	Luxembourg	2681	Malta	2175
Total	142243	Total	177979	Total	191021	Total	206957	Total	173073

LA BANCA DATI EIS (EUROPOL INFORMATION SYSTEM)

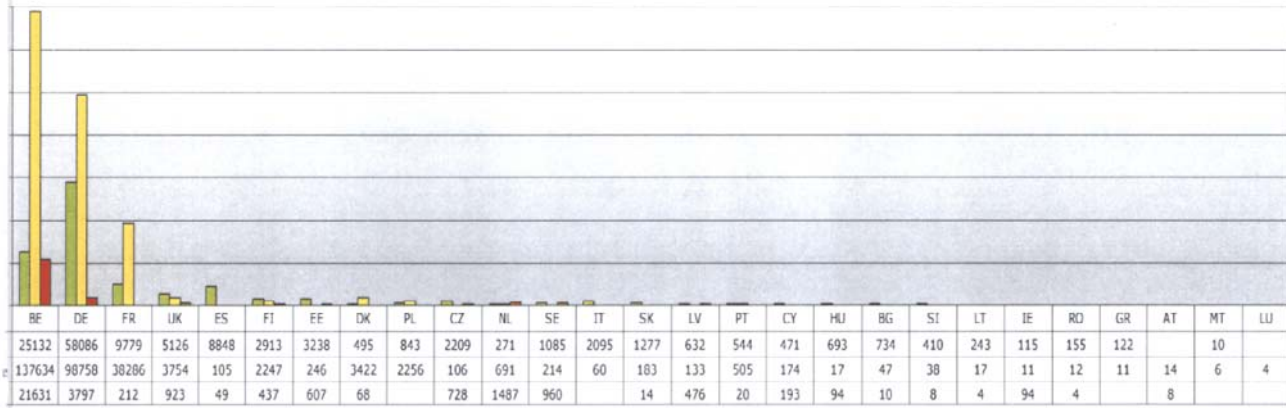
1. Contenuto dell'EIS

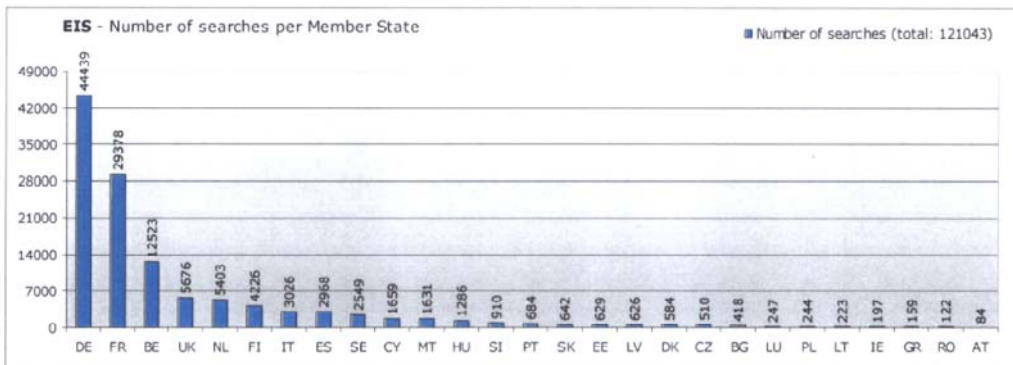
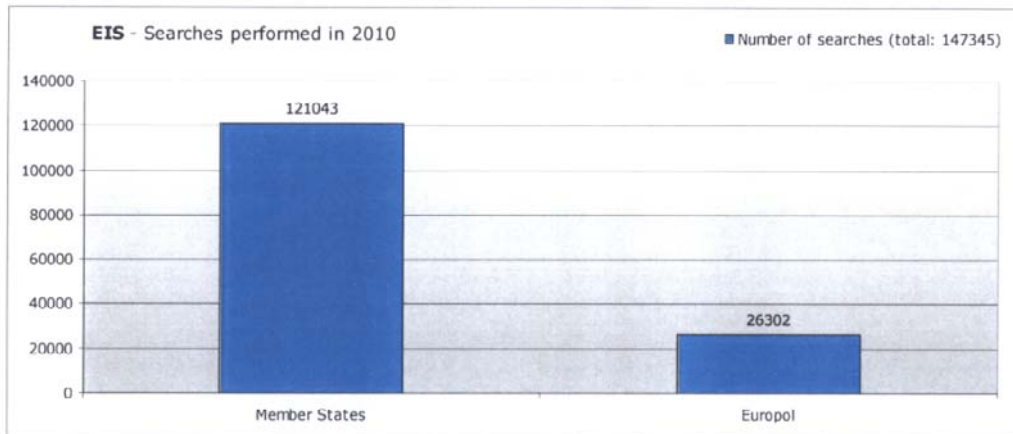


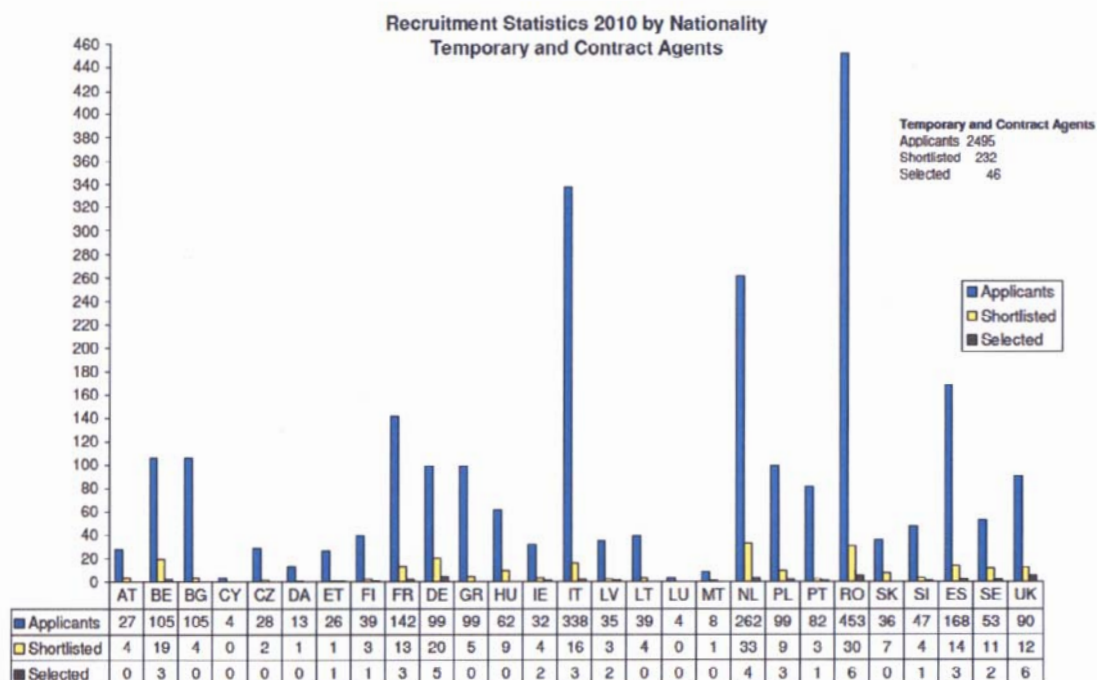




EIS - Input actions in 2010





STATISTICHE CONCORSI

Dal grafico sopra riportato si evince che, anche per l'anno 2010, a fronte dell'elevato numero di candidature presentate dall'Italia (il secondo più alto, dopo la Romania), il numero dei connazionali preselezionati e, tra questi, il numero di coloro che sono risultati vincitori del concorso, risulta assolutamente esiguo rispetto alle differenti posizioni di impiego messe a concorso. Invero, queste ultime avrebbero potuto consentire la individuazione di professionalità adeguate ma non hanno trovato un positivo riscontro nella fase concorsuale già dalla valutazione delle *application form*, spesso non adeguate ai requisiti richiesti ai candidati da Europol nei bandi di concorso.

8. Considerazioni e conclusioni

Il quadro complessivo fin qui delineato consente di osservare che:

- il coinvolgimento di Europol, anche alla luce dei cambiamenti normativi evidenziati nel primo paragrafo - che hanno trasformato l'Ufficio Europeo di Polizia in Agenzia dell'Unione, con il conseguente ampliamento dell'area di mandato - è sempre più richiesto da parte dell'Unione Europea;
- sebbene i contributi che le Forze di Polizia nazionali offrono o richiedono ad Europol, attraverso i Referenti e l'Unità Nazionale, siano in crescita, ancora il numero dei casi iniziati ed il complessivo volume di scambio informativo sembrano essere inferiori rispetto alle potenzialità italiane, nonché non pienamente adeguati rispetto agli impegni formalmente assunti dall'Italia e ai fenomeni criminali transnazionali che emergono dai rapporti ufficiali e dall'impatto mediatico che hanno negli altri Stati membri;
- nello specifico, si rileva che il numero dei contributi inviati dai Referenti Nazionali all'UNE per l'alimentazione del sistema informativo di Europol (EIS) e degli Archivi di Analisi (AWF), risulta ancora esiguo, soprattutto in relazione all'intensa attività di indagine condotta sul territorio nazionale, da cui scaturiscono spesso operazioni di servizio di rilievo europeo i cui risultati non vengono messi a disposizione, tramite l'UNE, dell'Ufficio Europeo di Polizia e, di conseguenza, delle Forze di Polizia di tutti gli Stati membri, privandosi della possibilità di conoscere se emergano collegamenti con altre analoghe attività condotte in ambito UE. Ciò appare dovuto ancora ad una mancanza di consapevolezza delle reali potenzialità di Europol e degli strumenti che esso offre a sostegno dell'azione degli Stati membri nel contrasto al terrorismo, alla criminalità organizzata e alle altre forme gravi di criminalità.

Alla luce di quanto evidenziato, è auspicabile che le Forze di Polizia italiane, anche opportunamente "sensibilizzate" in tal senso dai vertici istituzionali, prendano maggiore coscienza dell'importanza di Europol e dei valori aggiunti che esso offre e, coerentemente con gli impegni internazionali assunti dall'Italia all'atto della ratifica della Convenzione Europol prima, e del successivo recepimento della Decisione del Consiglio in seguito, contribuiscano a rafforzare questo strumento di cooperazione, rendendone l'azione effettiva ed efficace, nell'esclusivo interesse della lotta alla criminalità transazionale e a sostegno dell'attività di contrasto condotta in territorio nazionale.

Ciò consentirà da un lato di ridurre l'asfissia informativa di cui si è parlato in precedenza, favorendo una più consapevole e convinta condivisione delle informazioni; dall'altro, consentirà di superare lo scetticismo circa le reali potenzialità di Europol e dei "servizi" che esso pone a disposizione degli Stati Membri.

Documenti allegati:

- **Amended Budget 2010;**
- **Budget and Staff Establishment Plan 2010**
- **Child sexual exploitation fact sheet 2010**
- **Cocaine;**
- **Europol Review 2009;**
- **Tesat 2010.**

Amended Budget 2010

Title Chapter Article Item	Heading	Budget 2010 File No 2210-262	Amendments File No 2210-268 & File No 2210-273 and transfers	Amended Budget 2010
9	REVENUE	80,068,150	12,754,958	92,823,108
9 0	Subsidies and contributions			
9 0 0	Regular subsidy from the Community			
9000	Regular subsidy from the Community	79,724,150	-	79,724,150
9 0 1	Other subsidies and grants			
9010	Other subsidies and grants	P.M.	263,438	263,438
	Chapter 9 0 - Total	79,724,150	263,438	79,987,588
9 1	Host State contribution			
9 1 0	Host State contribution			
9100	Host State contribution	244,000	1,135,060	1,380,060
	Chapter 9 1 - Total	244,000	1,135,060	1,380,060
9 2	Other revenue			
9 2 0	Other revenue			
9200	Other revenue	100,000	-	100,000
9201	Proceeds of taxation of staff	P.M.	2,790,850	2,790,850
	Chapter 9 2 - Total	100,000	2,790,850	2,890,850
9 3	Art 58.4 Europol Council Decision			
9 3 0	Art 58.4 Europol Council Decision			
9300	Member States contributions	P.M.	6,744,291	6,744,291
9301	Host State contribution	P.M.	109,267	109,267
9302	Grants	P.M.	1,225,274	1,225,274
9303	Community subsidy	P.M.	485,778	485,778
	Chapter 9 3 - Total	-	8,564,610	8,564,610
	TITLE 9 -- TOTAL	80,068,150	12,754,958	92,823,108

Title Chapter Article Item	Heading	Budget 2010 File No 2210-262	Amendments File No 2210-268 and transfers	Amended Budget 2010
1	STAFF	48,143,000	3,270,810	51,413,810
1 1	Staff in active employment			
1 1 0	Temporary staff holding a post provided for in the establishment plan			
1100	Basic salaries	28,425,000	-19,364,501	9,060,499
1101	Family allowances	1,805,000	-705,000	1,100,000
1102	Expatriation and foreign-residence allowances	3,889,000	-7,402,000	1,487,000
1 1 1	Other staff			
1110	Contract staff	1,958,000	715,000	2,673,000
1111	Seconded national experts (non-operational)	75,000	-75,000	-
1 1 2	Employer's social security contributions for temporary agents			
1120	Insurance against sickness	1,145,000	-825,001	319,999
1121	Insurance against accidents and occupational disease	-	74,000	74,000
1122	Insurance against unemployment	465,000	-344,374	120,626
1 1 3	Miscellaneous allowances and grants for temporary agents			
1130	Childbirth and death allowances and grants	15,000	-9,450	5,550
1131	Travel expenses for annual leave	500,000	-105,000	395,000
1 1 4	Overtime, shiftwork and standby duty			
1140	Overtime	17,500	-15,000	2,500
1141	Shift work and standby duty	17,500	34,555	52,055
1 1 5	Allowances and expenses on entering and leaving the service and on transfer			
1150	Expenditure related to Recruitment	728,000	-570,000	158,000
1151	Travel expenses on taking up duties and at end of contract	181,000	-158,000	23,000
1152	Installation, resettlement and transfer allowances for temporary agents	110,000	-10,000	100,000
1153	Removal expenses for temporary agents	90,000	-35,000	55,000
1154	Temporary daily subsistence allowances for temporary agents	115,000	-110,000	5,000
1 1 6	Salary weightings			
1160	Salary weightings	3,125,000	-2,180,000	945,000
1 1 7	Security Staff			
1170	Contract staff (Security)	2,342,000	-2,342,000	-
1171	Salaries and allowances for Local Security Staff	P.M.	1,007,060	1,007,060
1172	Security Missions	4,000	-	4,000
1173	Training for Security Staff	85,000	-	85,000
1174	Other expenditure for Security Staff	40,000	-	40,000
1 1 8	Staff expenditure for continuation of staff contracts under the Europol Convention			
1180	Europol Staff	P.M.	27,570,001	27,570,001
1181	Local Staff	P.M.	433,720	433,720
1182	Salary Adjustments	290,000	-290,000	-
1183	Unemployment allowance	P.M.	-	-
1184	Pensions under Europol convention	P.M.	3,489,000	3,489,000
	Chapter 1 1 — Total	45,422,000	3,783,010	49,205,010
1 2	Administrative Missions			
1 2 0	Administrative Missions			
1200	Administrative Missions	330,500	-83,000	247,500
	Chapter 1 2 — Total	330,500	-83,000	247,500
1 3	Sociomedical infrastructure			
1 3 0	Restaurants and canteens			
1300	Catering costs	592,000	15,000	607,000
1301	Restaurant equipment	179,500	-17,000	162,500
1 3 1	Medical service			
1310	Medical service	138,500	120,000	258,500
1 3 2	Sports activities and social events			
1320	Sports activities	45,000	-	45,000
1321	Social events	60,000	-	60,000
1 3 3	Staff Committee			
1330	Staff Committee	10,000	-	10,000
1 3 4	Special allowances and grants			
1340	Special allowances and grants	P.M.	-	-
1 3 5	Other sociomedical expenditure			
1350	Other sociomedical expenditure	5,000	-	5,000
	Chapter 1 3 — Total	1,030,000	118,000	1,148,000
1 4	Training			
1 4 0	Training of staff			
1400	Training of staff	511,000	-115,000	396,000
	Chapter 1 4 — Total	511,000	-115,000	396,000
1 5	Other staff-related expenditure			
1 5 0	PMO Services			
1500	PMO Translation and Interpretation Services	P.M.	-	-
1501	PMO Management costs	350,000	-230,000	120,000
1 5 1	Supplementary clerical and interim services			
1510	Supplementary clerical and interim services	206,200	-116,200	90,000
1 5 2	Other external services			
1520	Other external services	160,000	-86,000	74,000
	Chapter 1 5 — Total	716,200	-432,200	284,000
1 6	Entertainment and representation expenses			
1 6 0	Entertainment and representation expenses			
1600	General entertainment and representation expenses	133,300	-	133,300
	Chapter 1 6 — Total	133,300	-	133,300
	TITLE 1 — TOTAL	48,143,000	3,270,810	51,413,810

Title Chapter Article Item	Heading	Budget 2010 File No 2210-262	A Amendments File No 2210-266 File No 2210-273 and transfers	Amended Budget 2010
2	OTHER ADMINISTRATIVE EXPENDITURE	12,090,000	9,056,710	21,146,710
2 0	Rental of buildings and associated costs			
2 0 0	Rent			
2 0 1	Insurance of building(s)	P.M.	-	-
2 0 2	Water, gas, electricity and local taxes	636,600	-79,500	557,100
2 0 3	Cleaning and maintenance	496,500	-179,000	317,500
2 0 4	Security of buildings and persons	216,500	-	216,500
2 0 5	Security equipment	104,000	-	104,000
	Security services	P.M.	-	-
	Health and safety at work	66,050	-32,000	34,050
	Other building related expenditure			
	Other building related expenditure	387,700	658,000	1,045,700
	Chapter 2 0 — Total	1,907,350	367,500	2,274,850
2 1	Administrative information technology			
2 1 0	Costs of administrative information technology equipment and related expenditure			
2 1 0 1	Purchase of administrative information technology equipment	252,500	1,323,000	1,575,500
2 1 0 2	Purchase of administrative software and licenses	432,500	-331,000	101,500
2 1 0 3	Maintenance and repair of administrative information technology equipment	50,500	-	50,500
2 1 0 4	Maintenance of administrative software and licenses	409,500	-122,000	287,500
2 1 0 5	Administrative consultancy and studies	186,000	67,000	253,000
2 1 0 6	Administrative system integration services	125,000	-91,000	34,000
2 1 0 7	Other administrative data processing expenditure	P.M.	-	-
	Chapter 2 1 — Total	1,456,000	846,000	2,302,000
2 2	Movable property and associated costs			
2 2 0	Technical equipment and installations			
2 2 0 1	Technical equipment and installations	211,950	-92,000	119,950
2 2 1	Furniture and other acquisitions			
2 2 1 1	Furniture and other acquisitions	3,121,350	-82,000	3,039,350
2 2 2	Transport equipment			
2 2 2 1	Purchases and long-term lease of transport equipment	117,500	26,000	143,500
2 2 2 2	Maintenance, repair and other expenditures of transport equipment	32,350	-	32,350
2 2 2 3	Car insurance	35,000	-	35,000
2 2 2 4	Fuel	55,000	-10,000	45,000
2 2 3	Documentation and Open Sources			
2 2 3 1	Library expenses, purchase of books, subscriptions to newspapers and periodicals	35,000	-	35,000
2 2 3 2	Open sources	290,000	-	290,000
	Chapter 2 2 — Total	3,898,150	-158,000	3,740,150
2 3	Current administrative expenditure			
2 3 0	Stationery and office supplies			
2 3 0 1	Stationery and office supplies	76,500	-	76,500
2 3 1	Financial charges			
2 3 1 1	Bank charges	6,450	-	6,450
2 3 1 2	Exchange-rate losses	P.M.	-	-
2 3 2	Legal expenses and damages			
2 3 2 1	Legal expenses	80,000	-	80,000
2 3 2 2	Damages and compensation	P.M.	730,000	730,000
2 3 3	Other administrative expenditure			
2 3 3 1	Miscellaneous insurance	14,000	20,500	34,500
2 3 3 2	Uniforms and working clothes	3,000	-	3,000
2 3 3 3	Administrative translation services	620,000	-526,000	94,000
2 3 3 4	Official publications, tender publications and reproduction of documents	180,000	-47,000	133,000
2 3 3 5	External administrative expertise	95,000	-3,000	92,000
2 3 3 6	Administrative meetings	47,500	-3,000	44,500
2 3 3 7	Other expenditure	332,550	-19,000	313,550
2 3 4	Communication and information activities			
2 3 4 1	Communication and information activities	5,000	-5,000	-
	Chapter 2 3 — Total	1,462,000	147,500	1,609,500
2 4	Postal charges and telecommunications			
2 4 0	Postal and delivery charges			
2 4 0 1	Postal and delivery charges	70,000	12,000	82,000
2 4 1	Administrative Telecommunications			
2 4 1 1	Administrative Telecommunications subscriptions and charges	330,000	-15,000	315,000
2 4 1 2	Purchase, installation and maintenance of administrative telecommunications hardware	P.M.	-	-
2 4 1 3	Purchase, installation and maintenance of operational telecommunications software	P.M.	-	-
	Chapter 2 4 — Total	400,000	-3,000	397,000
2 5	Statutory expenditure			
2 5 0	Management Board			
2 5 0 1	Management Board Meetings	1,894,500	-360,000	1,534,500
2 5 0 2	Management Board Working Groups	206,500	-132,000	74,500
2 5 0 3	Management Board Secretariat	39,500	-16,000	23,500
2 5 1	Joint Supervisory Body			
2 5 1 1	Joint Supervisory Body Costs	759,000	-199,900	559,100
2 5 1 2	Appeals costs	5,000	-	5,000
2 5 2	Internal auditor			
2 5 2 1	Internal auditor	15,000	-	15,000
2 5 3	Auditing			
2 5 3 1	Auditing	47,000	-	47,000
	Chapter 2 5 - Total	2,966,500	-707,900	2,258,600
2 6	Art 58.4 Europol Council Decision			
2 6 0	Art 58.4 Europol Council Decision			
2 6 0 1	Member States contributions	P.M.	6,744,291	6,744,291
2 6 0 2	Host State contribution	P.M.	109,267	109,267
2 6 0 3	Grants	P.M.	1,225,274	1,225,274
2 6 0 4	Community subsidy	P.M.	485,778	485,778
	Chapter 2 6 - Total	-	8,564,610	8,564,610
	TITLE 2 — TOTAL	12,090,000	9,056,710	21,146,710