

Europol mandated areas:

Complete name	Abbreviation
Bodily Injury	Bod. Injury
Child Pornography	Child Porn.
Computer Crime	Comp. Crime
Corruption	Corruption
Cultural Property Crime	Property Crime
Drugs	Drugs
Environmental Crime	Envir. Crime
Forgery of Administrative Documents	FoAD
Forgery of Money	FoM
Fraud and Swindling	Fraud & Swin.
Illegal Immigration	Illeg. Immig.
Kidnapping and Hostage Taking	Kidnapping
Money Laundering	Money Laund.
Murder	Murder
Nuclear	Nuclear
Other Means of Payment	OMoP
Product Piracy	Prod. Piracy
Racism and Xenophobia	Racism
Racketeering and Extortion	Extortion
Robbery	Robbery
Terrorism	Terrorism
Trade in Endangered Species	Trade End. Species
Trade in Hormonal Substances	Trade Horm. Subs.
Trade in Human Organs	Trade Hum. Organs
Trafficking in Human Beings	THB
Vehicle crimes	Vehicles
Weapons and Explosives	Weapons

Europol AWFs:

Complete name	Abbreviation
AWF00-002 Mustard	AWF Mustard
AWF01-001 Susp-Trans	AWF Susp-Trans
AWF01-002 Cola	AWF Cola
AWF01-004 Twins	AWF Twins
AWF03-026 Key Process	AWF Key Proc.
AWF03-027 Terminal	AWF Terminal
AWF03-029 Dolphin	AWF Dolphin
AWF03-030 Copper	AWF Copper
AWF03-031 Furtum	AWF Furtum
AWF03-032 Maritsa	AWF Maritsa
AWF04-034 Synergy	AWF Synergy
AWF04-035 Soya	AWF Soya
AWF05-036 Smoke	AWF Smoke
AWF05-037 Checkpoint	AWF Checkpoint
AWF07-038 Phoenix	AWF Phoenix
AWF08-038 Copy	AWF Copy
AWF08-040 MTIC	AWF MTIC
AWF99-001 Monitor	AWF Monitor
AWF99-008 Hydra	AWF Hydra
AWF99-009 EEOC	AWF EEOC

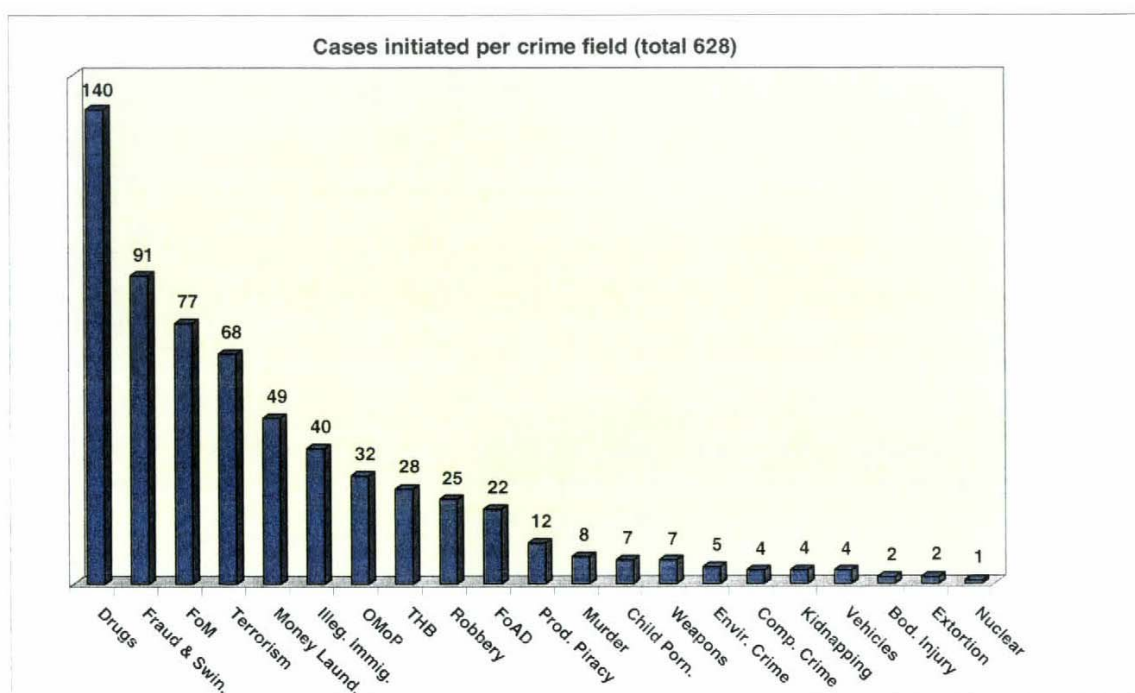
Europol Units:

Complete name	Abbreviation
SC7 – Analysis	SC7 – Analysis
IMT4 – Input IS	IMT4 – Input IS
IMT4 – Operational Exchange	IMT4– Op.Ex.
IMT4 cross-check	IMT4 Cross Ch.
IMT4 DB Searches	IMT4 DB
IMT4 Knowledge Management Centre	IMT4 KMC
SC1 OC Groups	SC1 OCG
SC2 – Drugs	SC2 – Drugs
SC3 – Child sexual exploitation group	SC3 – Child Sex. Exploit.
SC3 – Facilitated Illegal Immigration	SC3 – Illeg.Immig.
SC3 – Trafficking in Human Beings	SC3 – THB
SC4a – Crimes against Property	SC4a – Prop.crime
SC4b – Financial Crimes	SC4b – Fin.Crime
SC5 – Check the Web	SC5 – CTW
SC5 – Terrorism	SC5 – Terrorism
SC6 – Forgery of Money	SC6 – FoM
IMT7 Confidentiality Desk	IMT7 Conf. Desk

4. Cases initiated in total

4.1. Cases initiated per crime field

Dec 2007	Jan 2008	Feb 2008	Mar 2008	Apr 2008	May 2008	June 2008	July 2008	Aug 2008	Sept 2008	Oct 2008	Nov 2008	Dec 2008
499	702	717	716	705	662	691	853	609	692	768	634	628



4.2. Cases initiated by Member States: [see chapter 6](#)

4.3. Cases initiated by Europol: [see chapter 7](#)

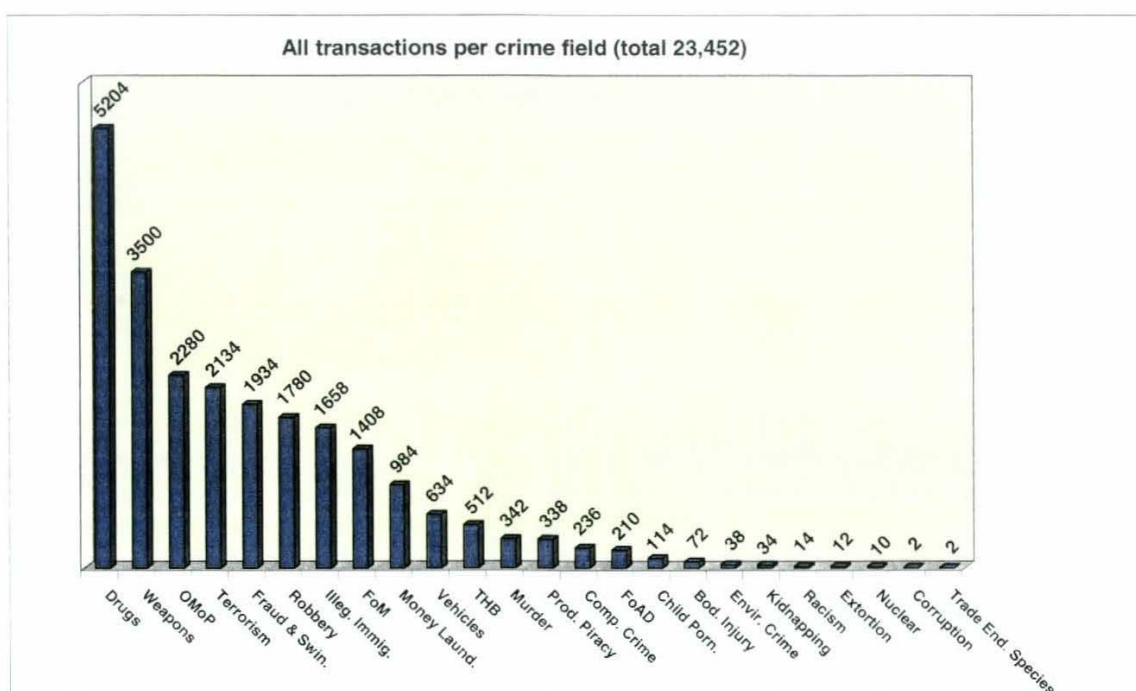
4.4. Cases initiated by Third States and Third Bodies [see chapter 8](#)

5. Transactions

5.1. Total number of transactions

Dec 2007	Jan 2008	Feb 2008	Mar 2008	Apr 2008	May 2008	June 2008	July 2008	Aug 2008	Sept 2008	Oct 2008	Nov 2008	Dec 2008
19,762	26,114	25,544	19,894	23,048	19,562	21,820	26,988	24,130	22,898	25,846	24,524	23,452

5.1.1. Transactions per crime field



5.1.2. Transactions of Member States

see chapter 6

5.1.3. Transactions of Europol

see chapter 7

5.1.4. Transactions between Non EU States

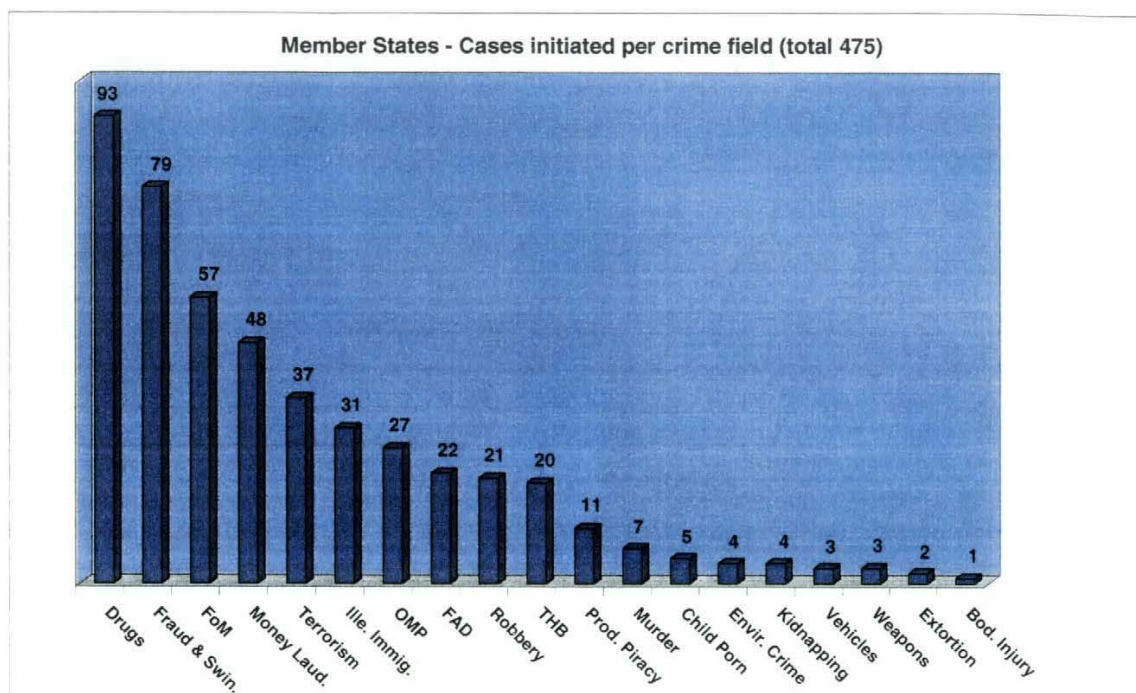
see chapter 8

6. Member States Information Exchange

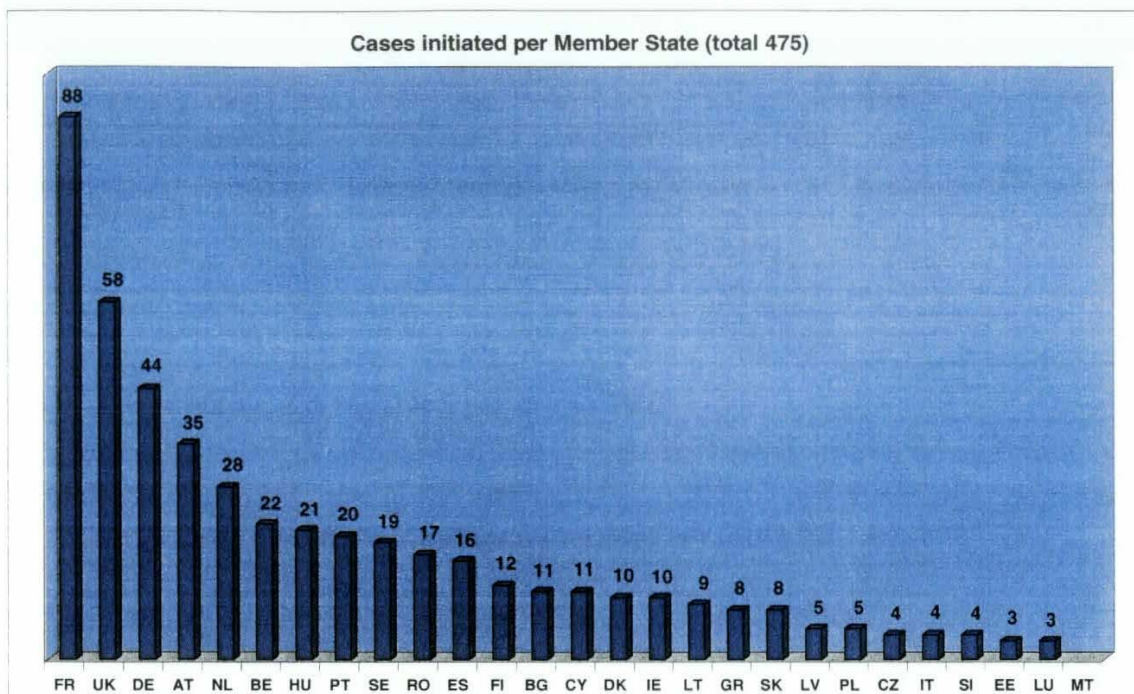
6.1. Cases initiated by Member States

Dec 2007	Jan 2008	Feb 2008	Mar 2008	Apr 2008	May 2008	Jun 2008	Jul 2008	Aug 2008	Sept 2008	Oct 2008	Nov 2008	Dec 2008
357	538	575	534	521	478	508	581	437	526	611	520	475

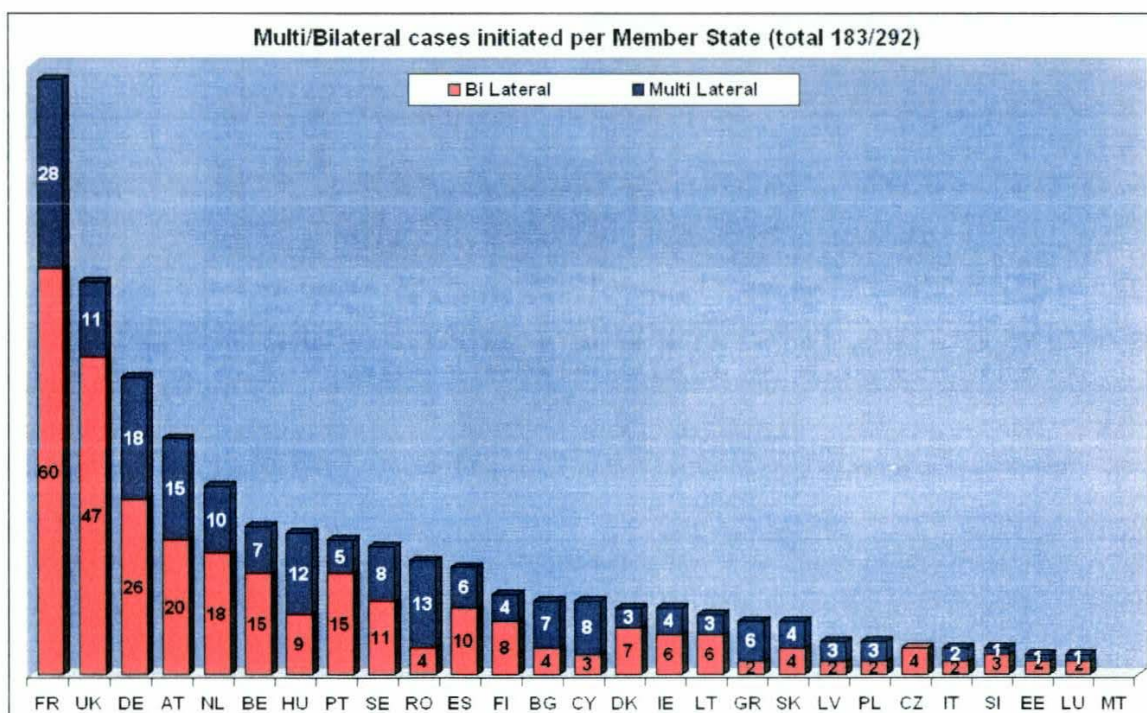
6.1.1. Cases initiated per crime field



6.1.2. Cases initiated per Member State



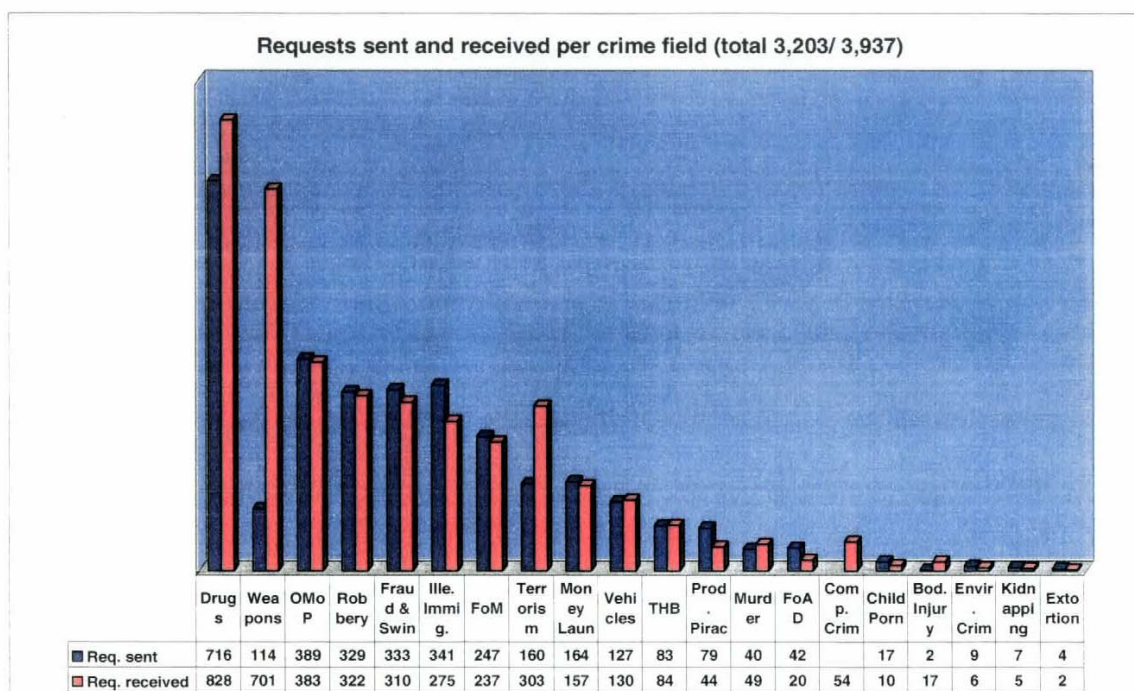
6.2. Type of cases initiated by Member States



6.3. Requests sent & received by Member States

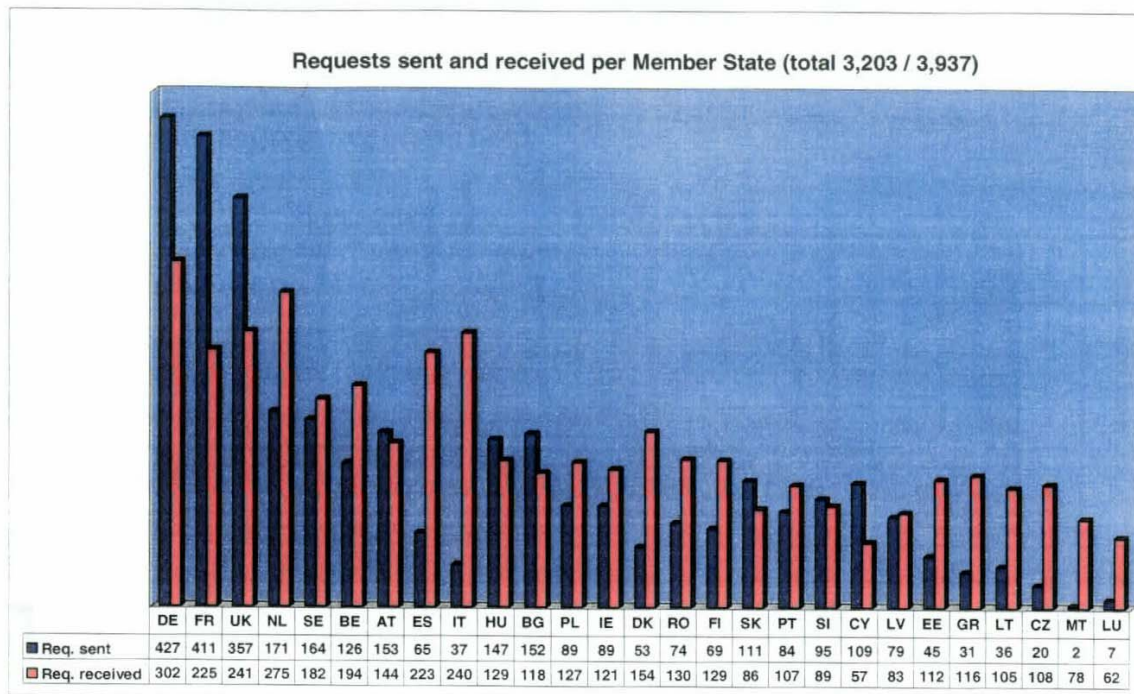
Request	2007	Jan 2008	Feb 2008	Mar 2008	Apr 2008	May 2008	Jun 2008	Jul 2008	Aug 2008	Sept 2008	Oct 2008	Nov 2008	Dec 2008
sent	3,356	4,292	4,771	3,277	3,768	3,157	3,592	4,321	3,608	3,769	4,345	4,345	3,203
received	3,541	4,531	4,725	3,410	4,055	3,251	3,735	4,453	3,816	3,985	4,571	4,571	3,937

6.3.1. Requests sent & received per crime field¹



¹ It should be noted that when one request is sent to several recipients it counts as several requests (e.g.: 1 request sent to 3 recipients is counted as 3 requests sent).

6.3.2. Requests sent & received per Member State¹

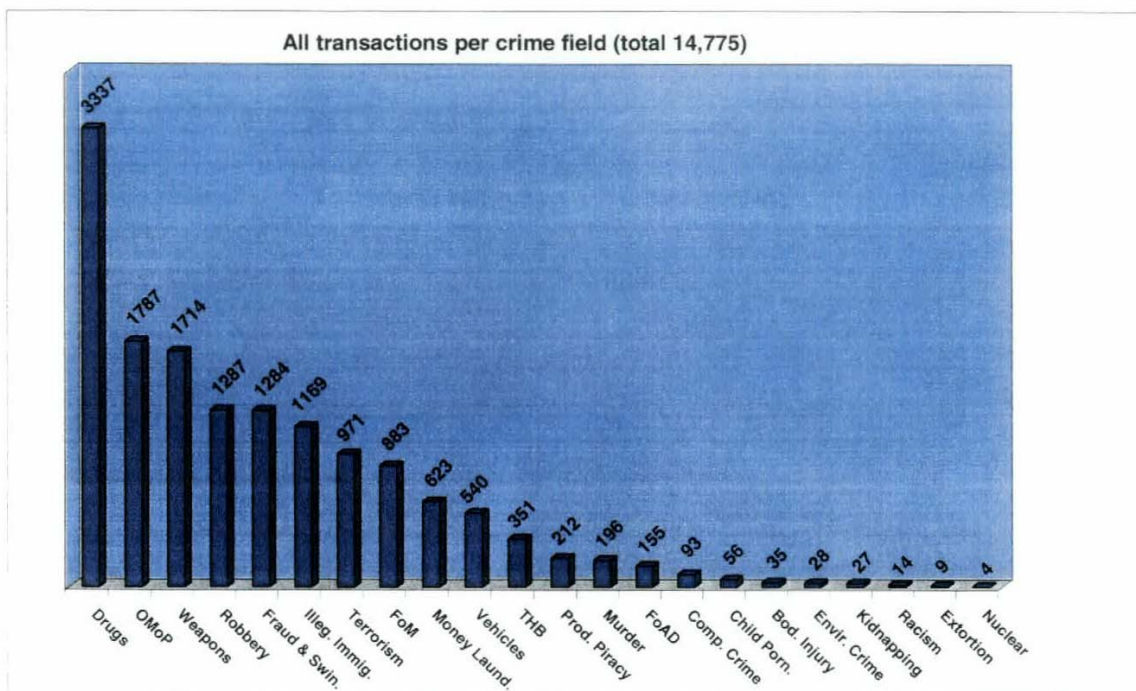


¹ It should be noted that when one request is sent to several recipients it counts as several requests (e.g.: 1 request sent to 3 recipients is counted as 3 requests sent).

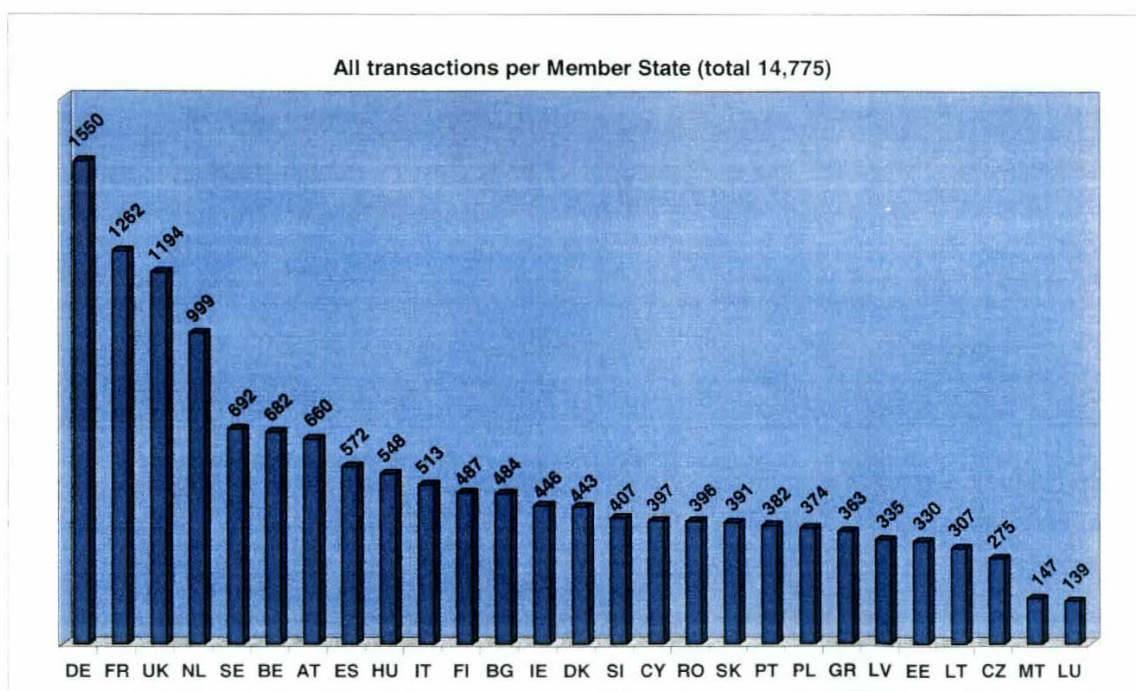
6.4. All transactions by Member States

	Jan 2008	Feb 2008	Mar 2008	Apr 2008	May 2008	Jun 2008	Jul 2008	Aug 2008	Sept 2008	Oct 2008	Nov 2008	Dec 2008
14,775	17,844	18,192	13,146	15,284	12,829	14,460	18,442	16,465	15,326	17,563	16,695	14,775

6.4.1. All transactions per crime field



6.4.2. All transactions per Member State

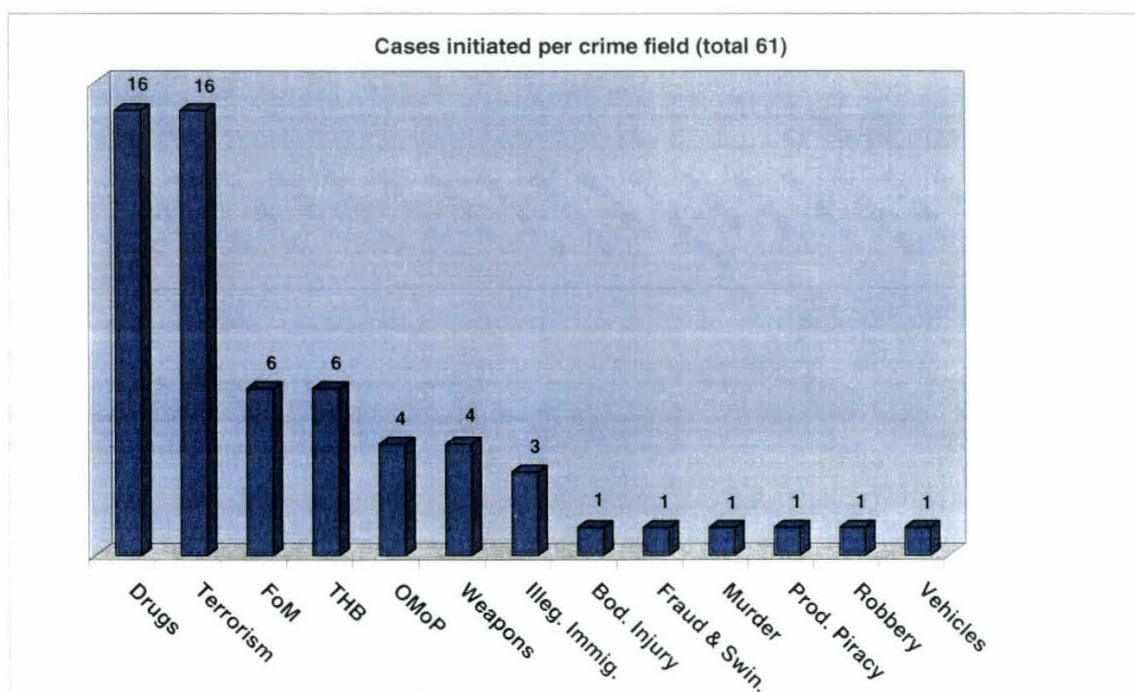


7. Europol Information Exchange

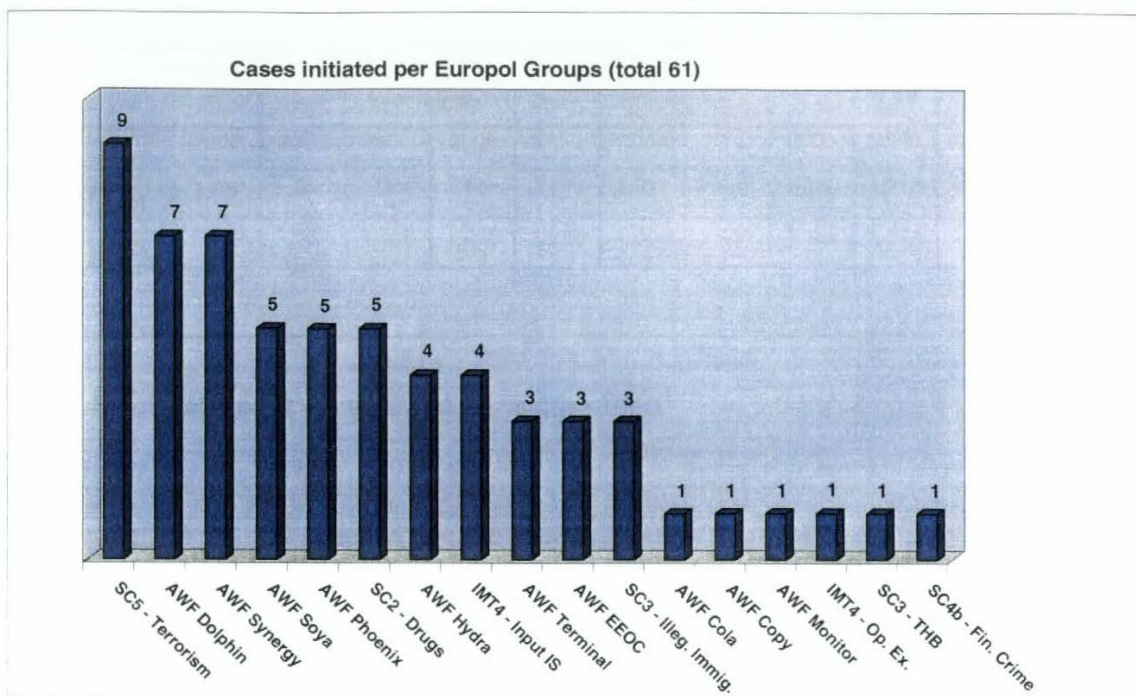
7.1. Cases initiated by Europol groups (Units & AWFs)

Dec 2007	Jan 2008	Feb 2008	Mar 2008	Apr 2008	May 2008	Jun 2008	Jul 2008	Aug 2008	Sept 2008	Oct 2008	Nov 2008	Dec 2008
78	86	69	98	80	59	68	142	64	75	67	43	61

7.1.1. Cases initiated per crime field



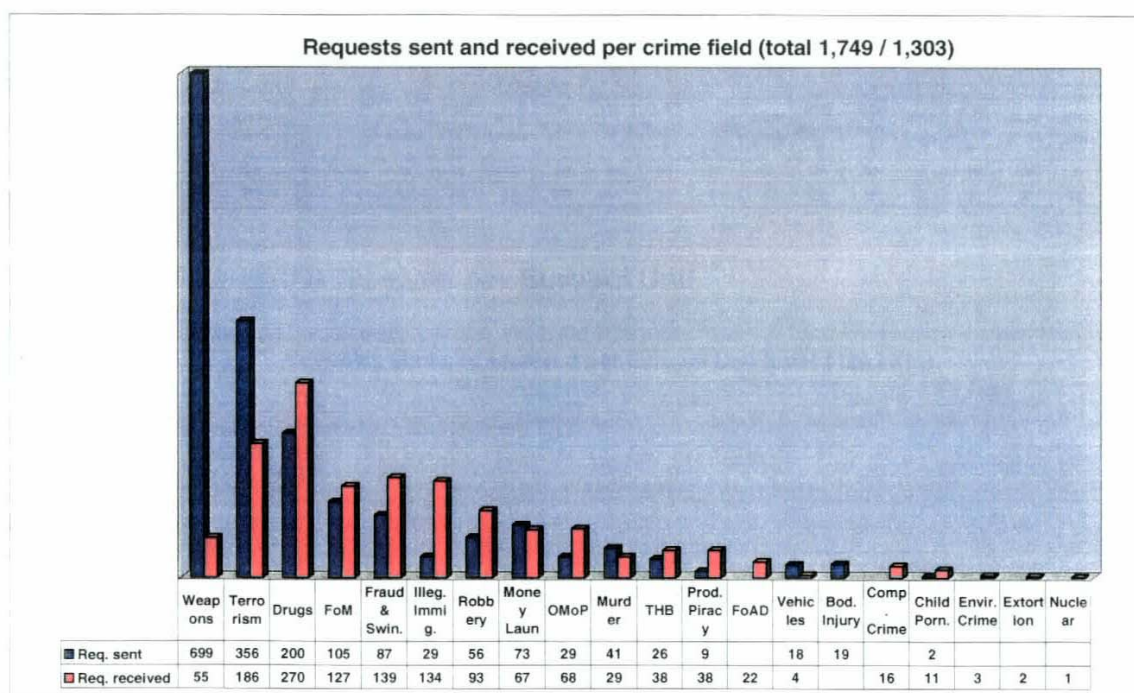
7.1.2. Cases initiated per Europol group



7.2. Requests sent & received by Europol groups

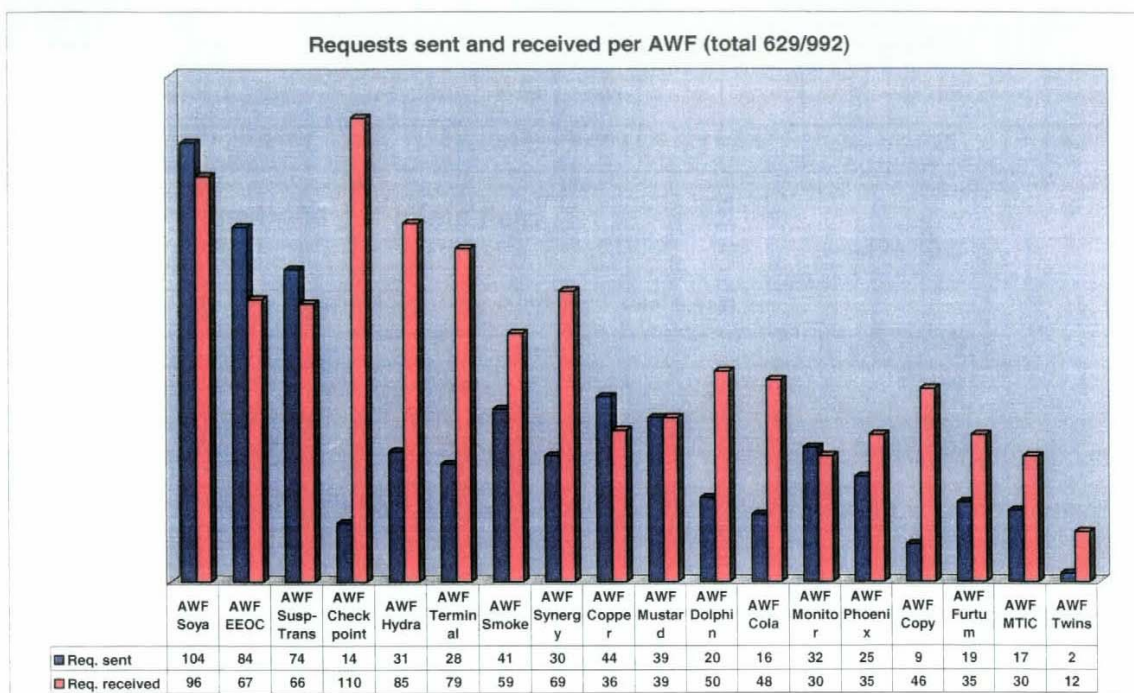
Requests	Dec 2007	Jan 2008	Feb 2008	Mar 2008	Apr 2008	May 2008	Jun 2008	Jul 2008	Aug 2008	Sept 2008	Oct 2008	Nov 2008	Dec 2008
sent	1,300	1,580	1,385	1,380	1,682	1,178	1,521	1,607	1,330	1,218	1,571	1,604	1,749
received	1,018	1,414	1,531	1,338	1,415	1,286	1,388	1,411	1,189	1,348	1,403	1,385	1,303

7.2.1. Requests sent & received per crime field¹




¹ It should be noted that when one request is sent to several recipients it counts as several requests (e.g.: 1 request sent to 3 recipients is counted as 3 requests sent).

7.2.2. Requests sent & received per AWF¹



7.2.3. Requests sent & received per Europol Unit

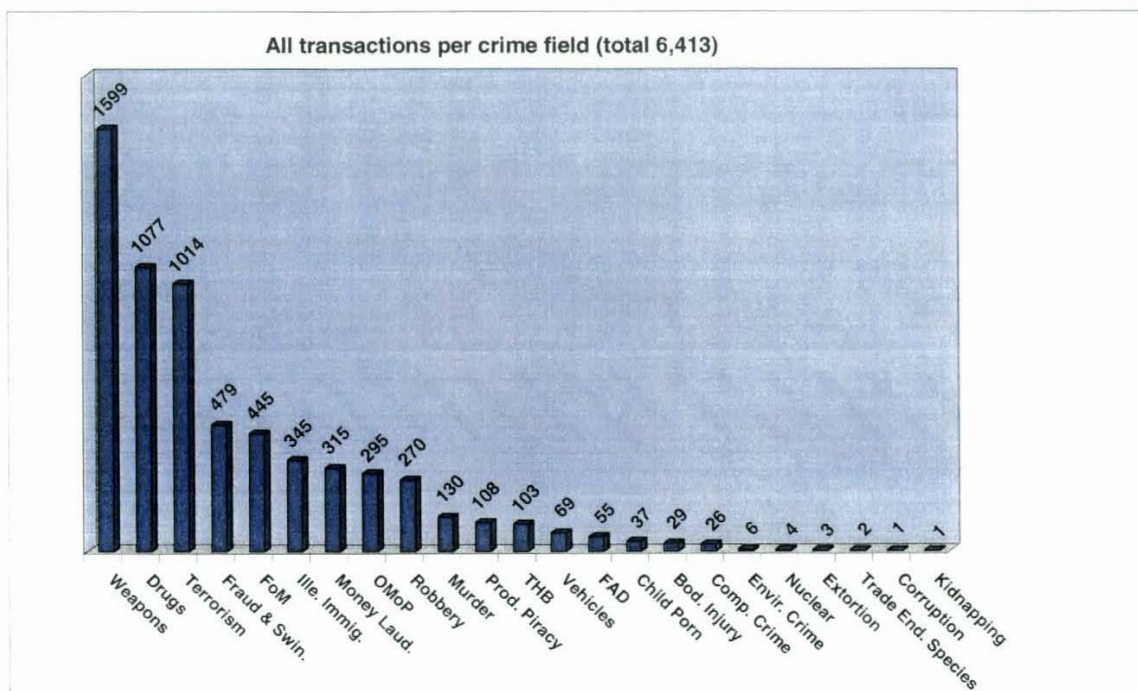


¹ It should be noted that when one request is sent to several recipients it counts as several requests (e.g.: 1 request sent to 3 recipients is counted as 3 requests sent).

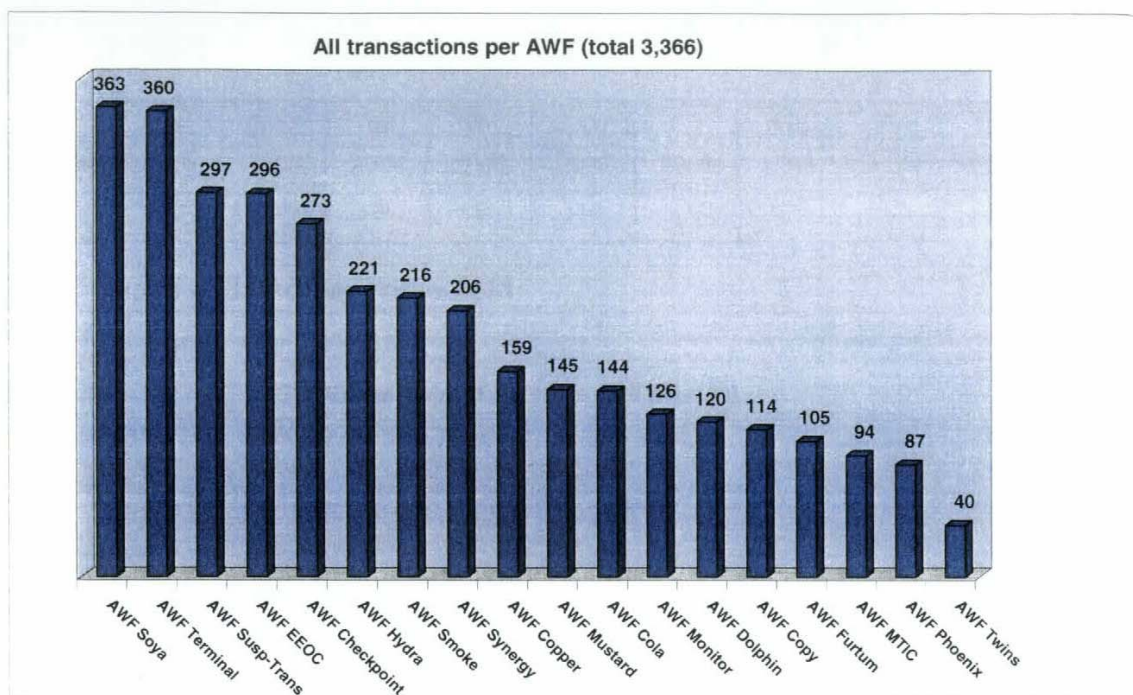
7.3. All transactions by Europol groups

Dec 2007	Jan 2008	Feb 2008	Mar 2008	Apr 2008	May 2008	Jun 2008	Jul 2008	Aug 2008	Sept 2008	Oct 2008	Nov 2008	Dec 2008
6,225	6,244	5,436	5,096	5,924	4,841	5,580	6,376	5,517	5,028	5,897	5,518	6,413

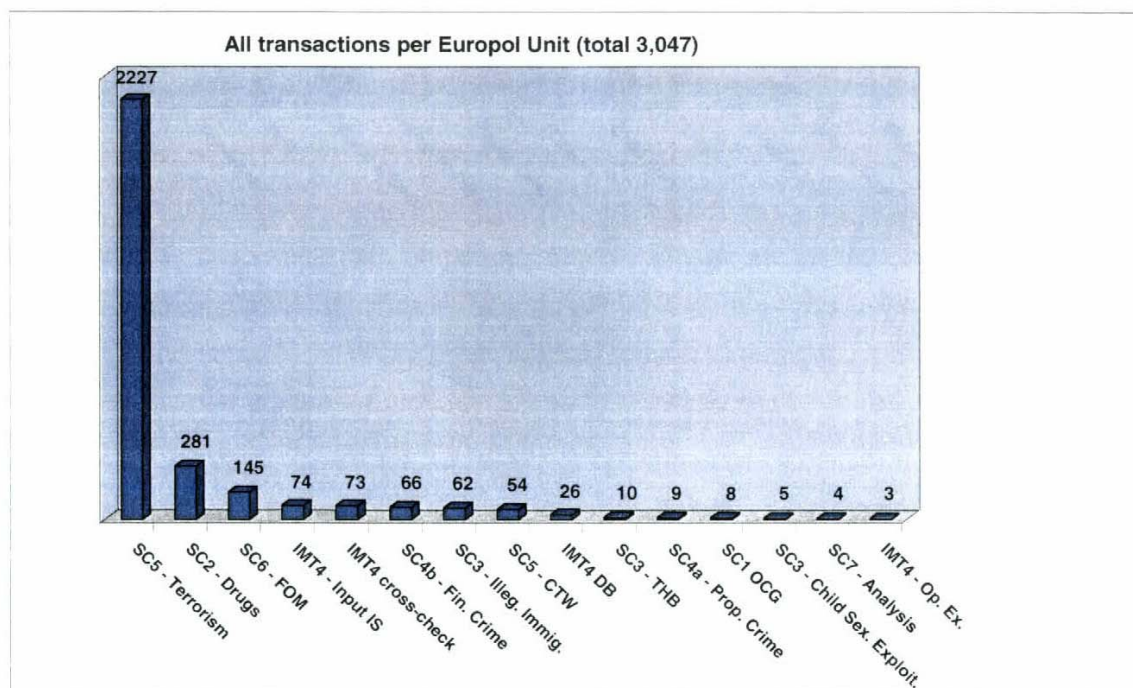
7.3.1. All transactions per crime field



7.3.2. All transactions per AWF



7.3.3. All transactions per Europol unit



8. Non EU States and international organisations (Third Parties)

8.1. Cases initiated by Third Parties

Dec 2007	Jan 2008	Feb 2008	Mar 2008	Apr 2008	May 2008	June 2008	Jul 2008	Aug 2008	Sept 2008	Oct 2008	Nov 2008	Dec 2007
64	78	73	84	104	125	115	130	108	91	90	71	92

8.1.1. Cases initiated per crime field

